

WARNING

This material has been reproduced and communicated to you by or on behalf of *Charles Darwin University* in accordance with section 113P of the *Copyright Act 1968 (Act)*.

The material in this communication may be subject to copyright under the Act.
Any further reproduction or communication of this material by you may be the subject of copyright protection under the Act.

Do not remove this notice



Family Name					
Given Name/s					
Student Number					
Teaching Period	Semester 2, 2017				

MUS110 – Introductory Language of Music	DURATION	
	Reading Time:	10 minutes
	Writing Time:	120 minutes
INSTRUCTIONS TO CANDIDATES		
Please answer ALL questions on the paper.		
Write in pencil only.		
EXAM CONDITIONS		
<u>You may begin writing from the commencement of the examination session.</u> The reading time indicated above is provided as a guide only.		
This is a CLOSED BOOK examination		
No calculators are permitted		
No handwritten notes are permitted		
No dictionaries are permitted		
ADDITIONAL AUTHORISED MATERIALS	EXAMINATION MATERIALS TO BE SUPPLIED	
No additional printed material is permitted	2 x Scrap Paper Manuscript Paper	

**THIS EXAMINATION IS PRINTED
DOUBLE-SIDED.**

**THIS PAGE HAS BEEN INTENTIONALLY
LEFT BLANK.**

MUS 110 – Introductory Language of Music


Semester 2, 2017

Please answer the following 20 written questions. Note that questions are NOT of equal value.


The answers for ALL questions are to be written on this paper.

Question 1 (/4)

On the staves below, write one octave ascending of the major and harmonic minor scale that is represented by the key signature of three flats. Write in semibreves and name the two scales.



.....




.....

Question 2 (/2)

Write, with a key signature the scale of C harmonic minor.


- Write one octave ascending and descending
- Write in minims



Question 3 (/4)


Beginning on the upper tetrachord of G major, write, using the appropriate key signature, one octave of this major scale ascending and descending.

- Use a bass clef
- Write in semibreves
- Mark the semitones with slurs



Write one octave of the harmonic minor scale that has the same key signature as the scale above.


- Use a treble clef
- Write in crotchets



Question 4 (/2)

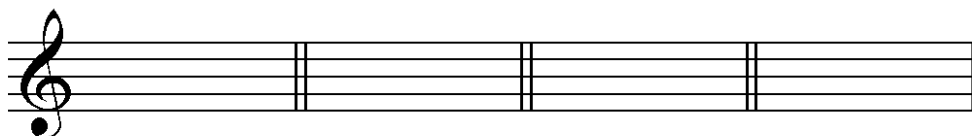
Write two octaves of the scale of B flat major descending, without a key signature.

- Use a treble clef
- Write in semibreves
- Mark the tones in the lower octave



Question 5 (/8)

Draw key signatures for the following:




D minor

Bb major

D major

C minor



E major

F minor

B major

A minor

Question 6 (/7)

Complete the table:

Scale degrees	Technical names
1	
2	
3	
4	
5	
6	
7	

Question 7 (/5)

Draw a note above the given notes to form the intervals named:



Perfect 4th Major 7th Minor 6th Perfect 5th Major 3rd

Question 8 (/6)

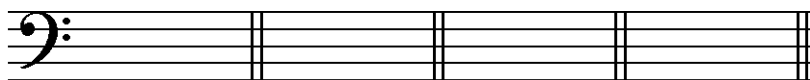
Name the following tonic triads:



.....

Question 9 (/4)

Write the following triads using the appropriate key signature:



D minor


G major

A major

E \flat Major

Question 10 (/2)

Write using the bass clef, the subdominant triad of D major




i) In Root Position

ii) in the First Inversion

Question 11 (/6)

Write the following triads using key signatures:

- i) The dominant triad of D major in the first inversion
- ii) The subdominant triad of E major in the root position
- iii) The tonic triad of B \flat minor in the second inversion



Question 12 (/5)

State and describe fully the time signatures for the following e.g. $\frac{3}{4}$ Simple Triple

i)



.....

ii)




.....

iii)



.....

iv)



.....

v)



.....

Question 13 (/5)

Add a rest or rests at the places marked + to make each bar complete.

+ + + + + + +



Question 14 (/3)

Name the form of this piece and mark the sections clearly.

Form:



Question 15 (/3)

Transpose the first eight bars to G major. Add the appropriate key signature.

Blank musical staves for transposing the first eight bars to G major.


THIS EXAMINATION PAPER AND SUPPLIED MATERIALS ARE NOT PERMITTED TO BE REMOVED FROM ANY EXAMINATION VENUE IN ANY CIRCUMSTANCE. THIS EXAMINATION IS PRINTED DOUBLE-SIDED.

Question 16 (/4)

Make up a rhythm for this couplet. Put the time signature at the beginning of the staff and write the words below their rhythm notes.

Five little ducks went out one day

Over the hills and far away



Two sets of blank musical staves, each consisting of five horizontal lines, provided for writing a rhythm for the couplet.

Question 17 (/4)

Explain the following terms and signs:

- Maestoso
- Cantabile
- Dal segno
- Senza rall

Question 18 (/2)

In 4-part vocal style, what are the names of the voice parts?

.....

Question 19 (/1)

What is a cadence?

.....

Question 20 (3)

Name the cadences as Perfect or Plagal:



i).....



ii).....



iii).....

END OF QUESTIONS